



Zimbabwe Covid-19 SitRep 30/09/2020

HIGHLIGHTS TODAY

- **1**(local) New Case and **No** Deaths reported in the last 24 hours. (7 day rolling average* for new cases goes down to **16** from **18** yesterday).
- **467** PCR tests done today (positivity for today was **0.2%**)
- The case was reported by Mat North Province
- **181** total new recoveries reported: National Recovery rate rises to **80%** today and Active cases go down to **1307** today
- As of 30 September 2020, Zimbabwe has now recorded **7838** Cases **6303** recoveries and **228** Deaths.

CASES AND DEATHS DISTRIBUTION

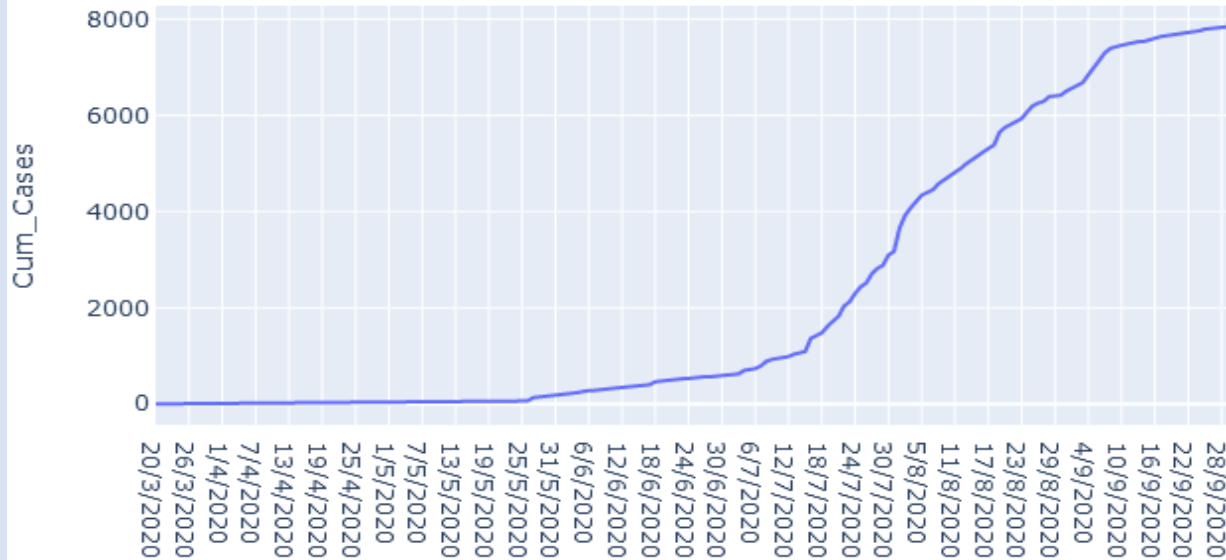


Province	PCR Tests	Cum Cases (New)	Recovered Cases (New)	Active Cases	Deaths (New)
Bulawayo	41	1447(0)	1304(1)	99	44(0)
Harare	391	3252(0)	2006(0)	1125	121(0)
Manicaland	0	478(0)	433(6)	23	22(0)
Mash Cent	0	205(0)	197(0)	4	4(0)
Mash East	0	391(0)	382(0)	5	4(0)
Mash West	0	331(0)	282(0)	37	12(0)
Midlands	35	591(0)	582(0)	0	9(0)
Masvingo	0	231(0)	228(0)	1	2(0)
Mat North	0	135(1)	128(0)	3	3(0)
Mat South	0	777(0)	761(174)	9	7(0)
Total	467	7838(1)	6303(181)	1307	228(0)

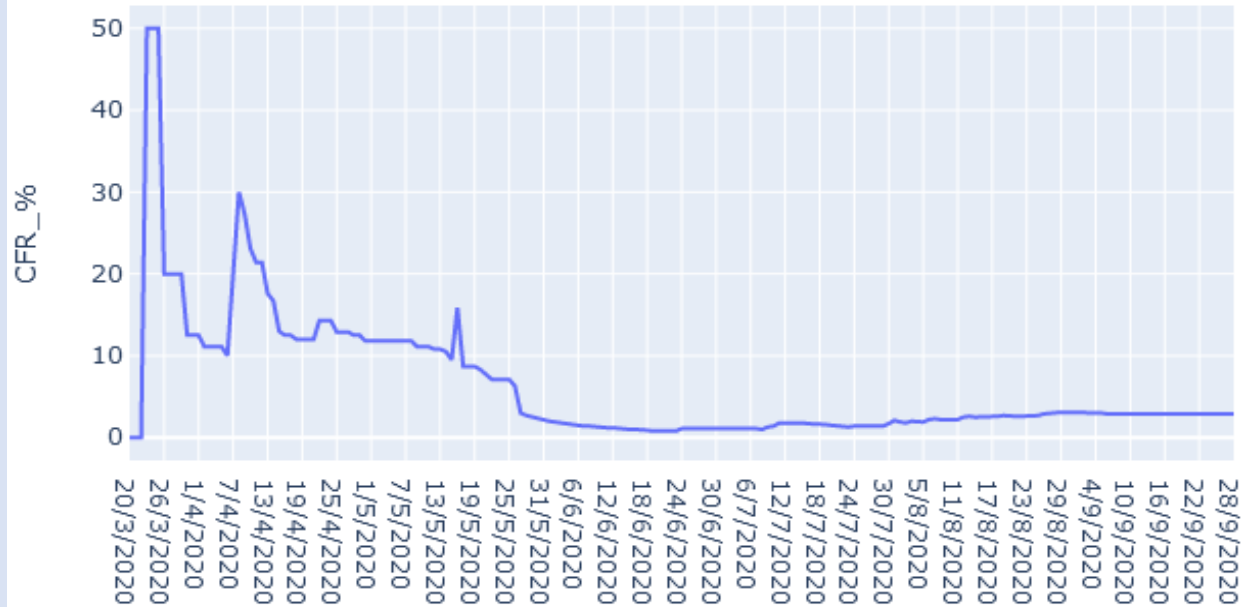
*Provinces with new cases but zero PCR tests conducted received results from NMRL,NTBRL and Lancet



Zimbabwe Covid-19 Cumulative Cases



Zimbabwe Covid-19 Case Fatality Rate



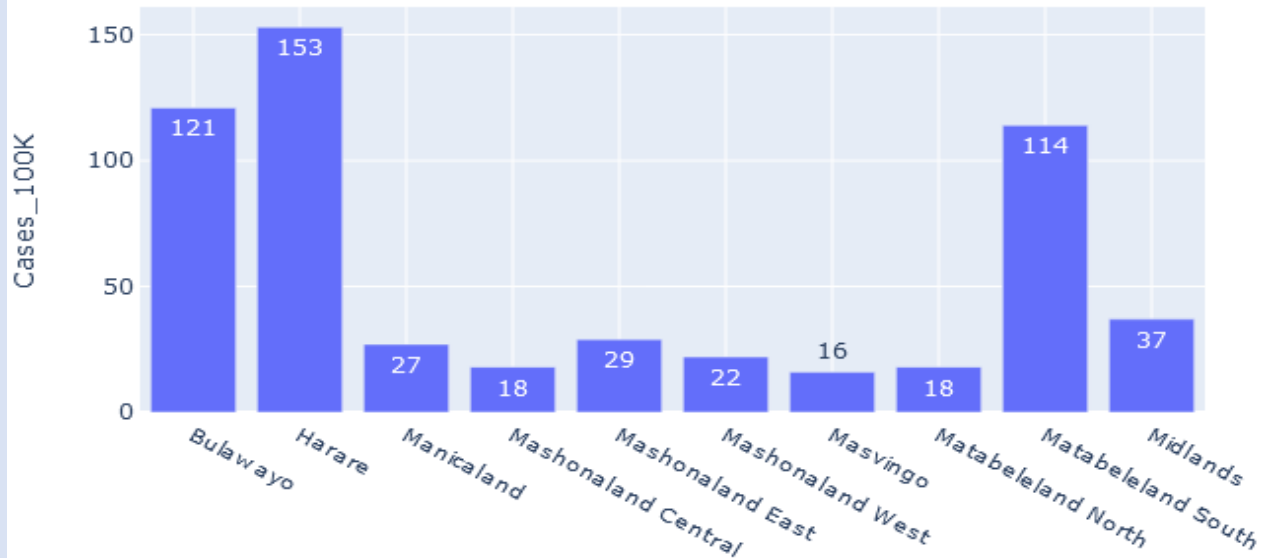
COMMENTS

- Cumulative cases curve flattening
- National Case fatality Rate now stands at **2.9 %** as at 30/9/20

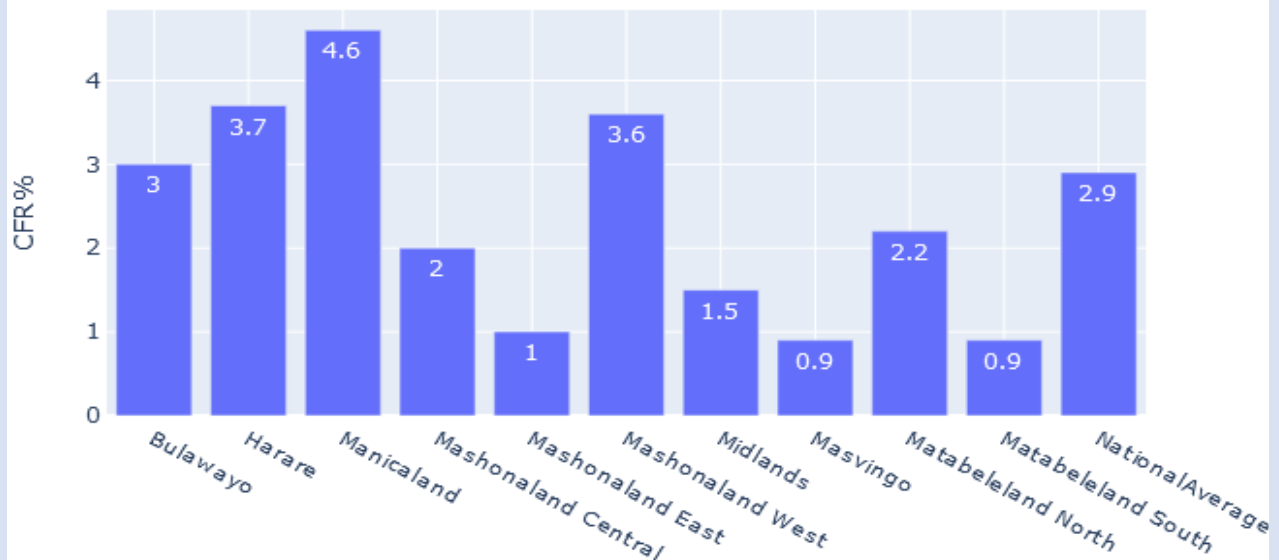


PROVINCIAL ANALYTICS

Zimbabwe Covid Cases Per 100K Popn



Covid Cases Fatality Rate By Province



COMMENTS

- Harare has the highest number of cases per capita followed by Bulawayo and Matabeleland South
- Manicaland, Mash West, Bulawayo and Harare have case fatality ratios above the national average.



CHARACTERISTICS OF CASES

Age and Sex Distribution for Cases



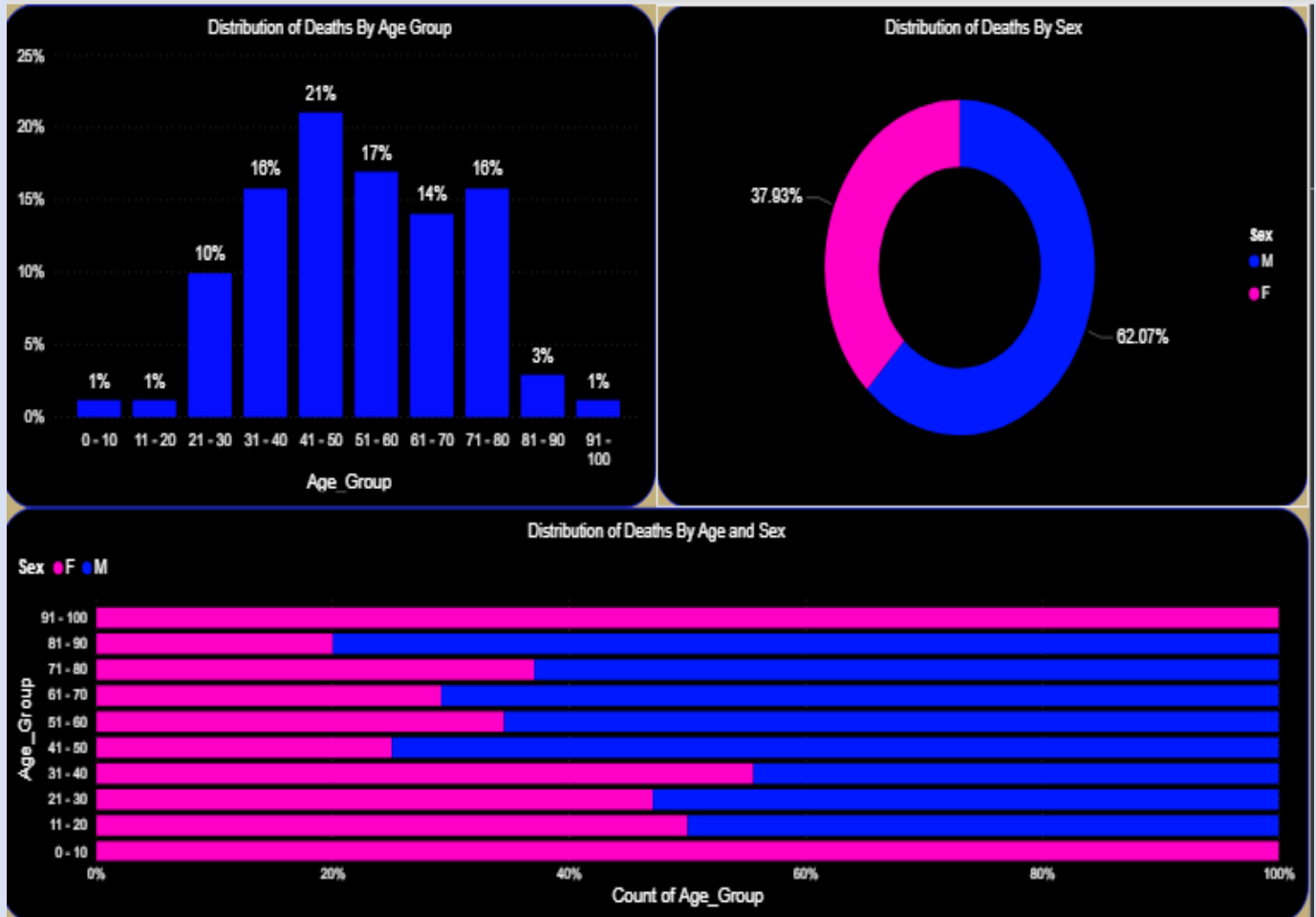
COMMENTS

- More males affected when compared to females
- Most Covid-19 cases are in the 20 – 40 years age groups(57%)
- There are more females affected as age rises



DEATHS ANALYSIS

Age and Sex Distribution of Deaths



COMMENTS

- Most Deaths are between 40 and 80 years of Age(68%)
- There are more deaths from males as age rises

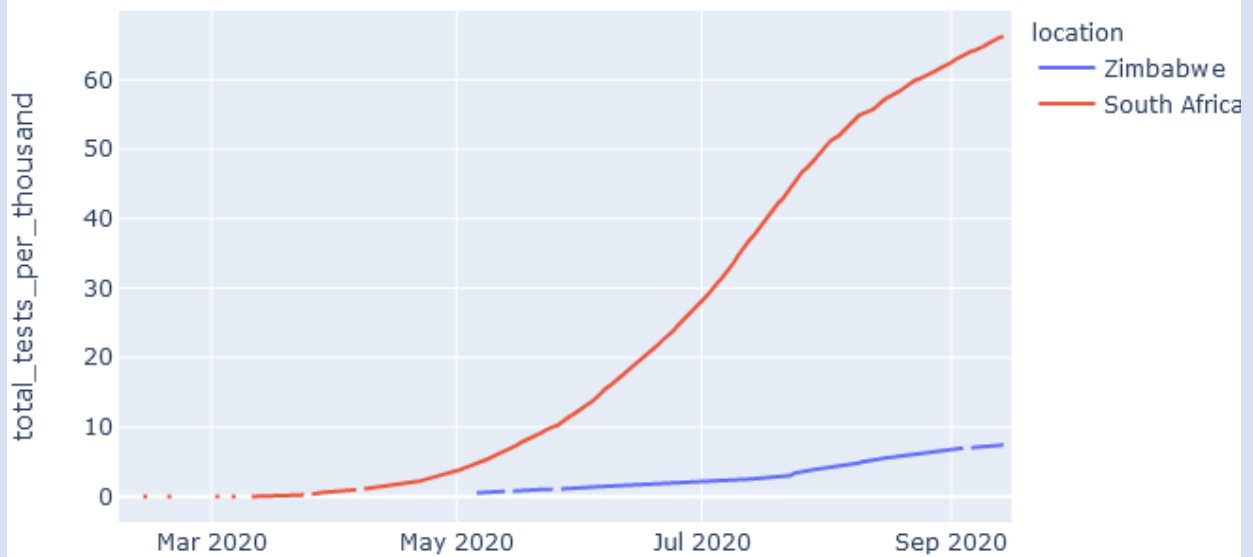
TESTING DATA

Test Type	Cumulative
PCR	120 270
RDT	106 867

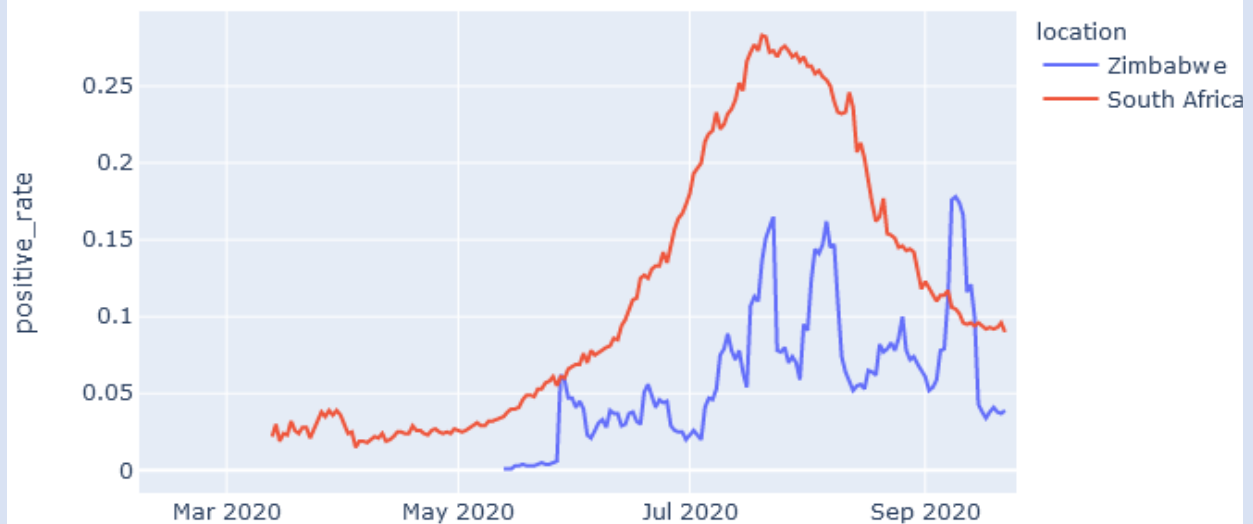


Testing Trends

Covid-19 Testing Trends



Covid 19 Daily Positivity Comparison SA and Zimbabwe



COMMENTS

- The Daily Positivity Comparison Data is as at 22/9/2020

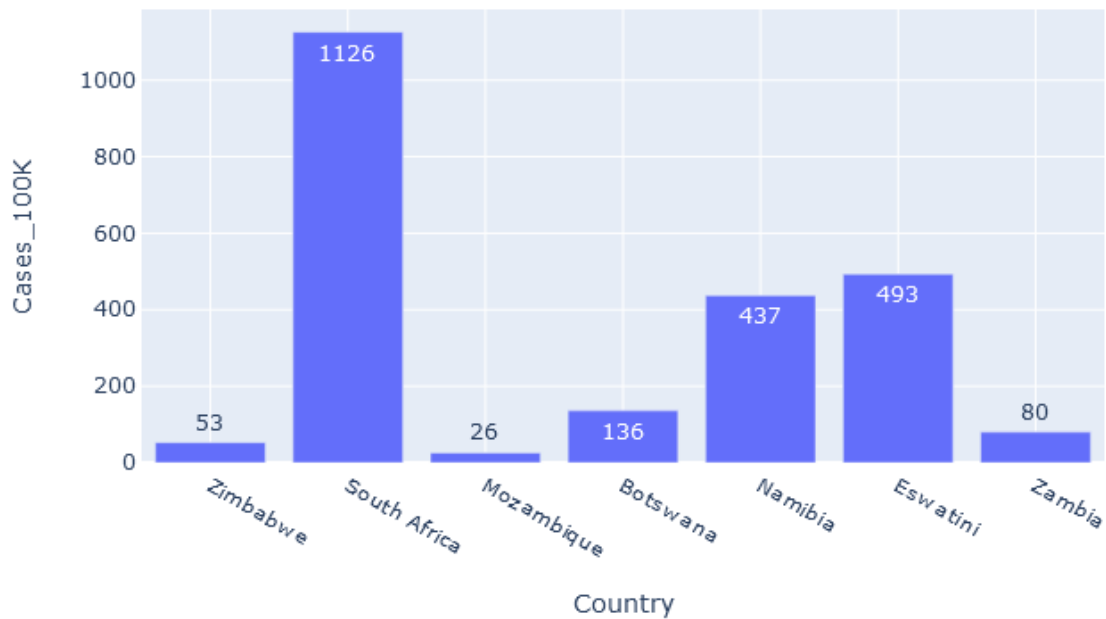
***Testing rates data is not available for other SADC countries**



Regional Analyses

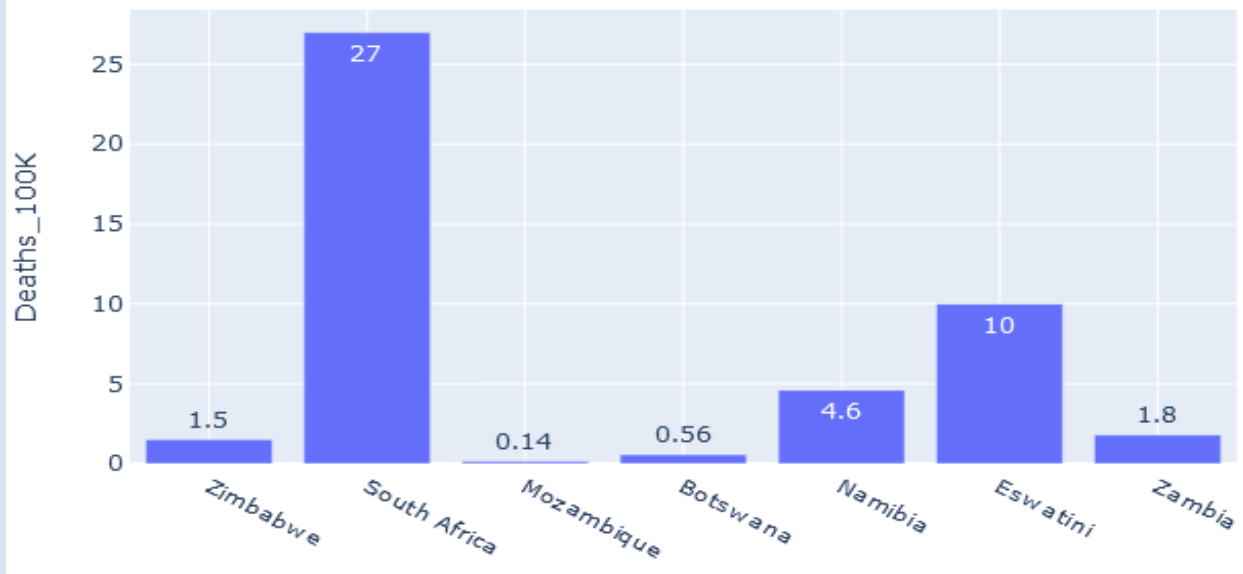
Country	Cumulative Cases	Cumulative Deaths
Zimbabwe	7838	228
South Africa	672572	16586
Mozambique	8556	59
Botswana	3712	16
Namibia	11140	121
Eswatini	5462	108
Zambia	14715	332

SADC Covid Cases Per 100K Population





SADC Covid Deaths Per 100K Population



COMMENTS

- SA has now surpassed **670000** cases and has the highest cases and deaths per capita in the SADC region

#MaskUp #Social Distancing #Stay at Home # Lets Beat Corona

- **The Seven-Day Rolling average or moving average is used to take care of fluctuations in sample processing due by weekends or backlogs due to other operational issues. It is a mean of the last seven days' cases and it is calculated daily. It is used to highlight a finer trend of the variable being reported in this case New Covid-19 Cases in Zimbabwe.*
- *The Public is encouraged to keep following prevention guidelines from the Ministry of Health and Child Care*

